



## SASH HINGE SET FOR CHIC 3D 130

### Functions

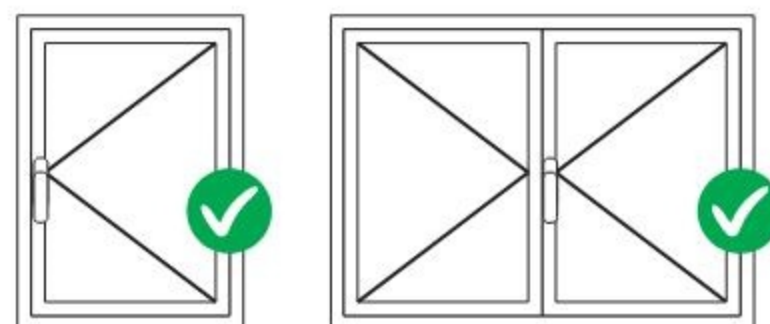
Set of hinges (top and bottom) for side-hung or secondary sash with tilt-and-turn CHIC 3D 130.

### Technical Features

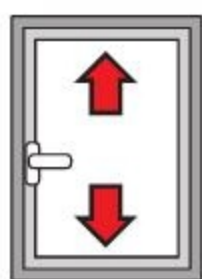
Sash opening to 180°. Maximum load capacity 130 kg. Assembly is simple, fast and easy using the special pre-assembled cams. When there is an additional fastening mechanism, you need to use the CHIC fastening element. Both hinges are adjustable (3D). If opening is obstructed, you need to use the FRIZ limitation arm.  
**CAUTION:** This hinge is designed to be used only on inward opening casements and is not suitable for outward opening casements.

### Materials

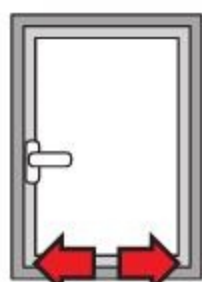
Corner support made of zamak  
 Connecting brackets and hinge plates made of zinc plated steel  
 Pins made of 304 grade stainless steel and aluminium bronze  
 Cams made of zinc plated steel



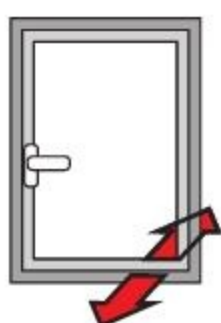
### ADJUSTMENTS [mm]



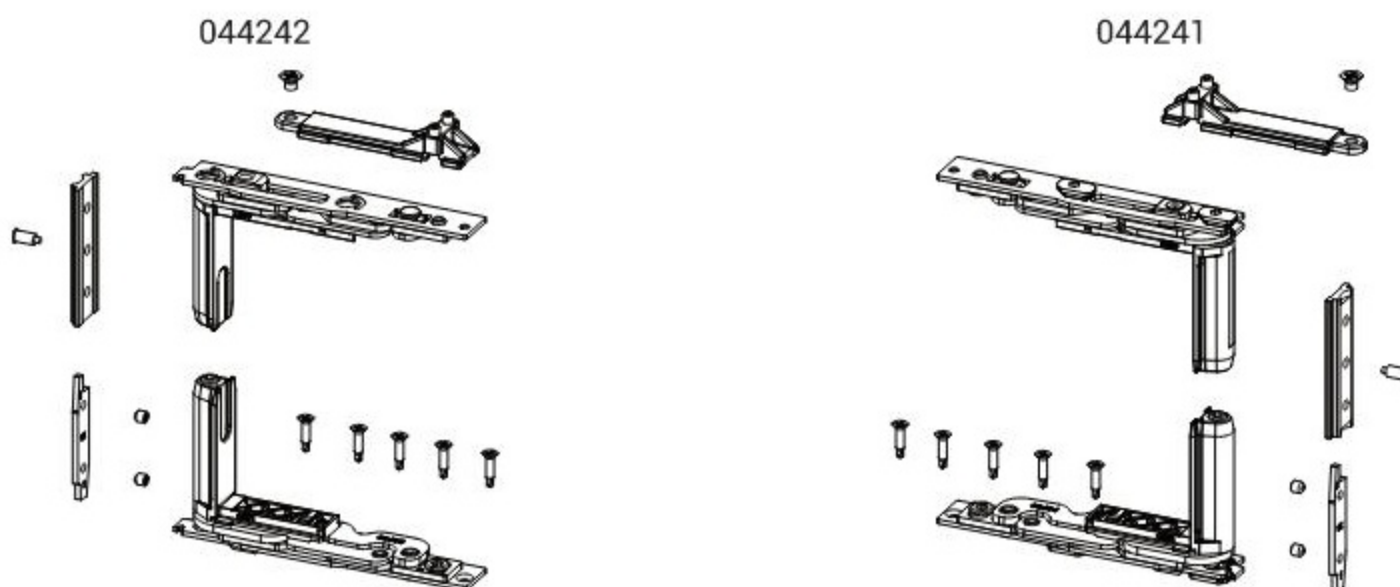
Height:  
+2.5 / -1



Side:  
+1.5 / -1.5



Hinge compression:  
+1.4 / -0.6



Adjustments

